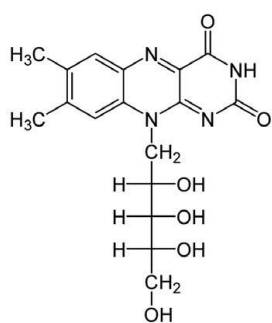
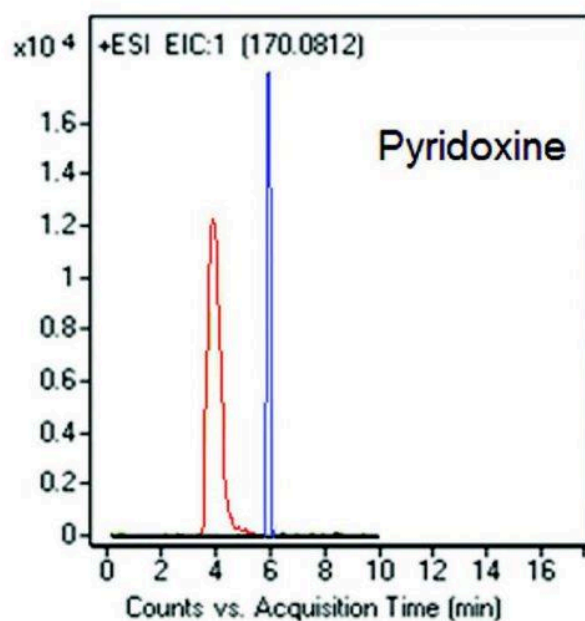
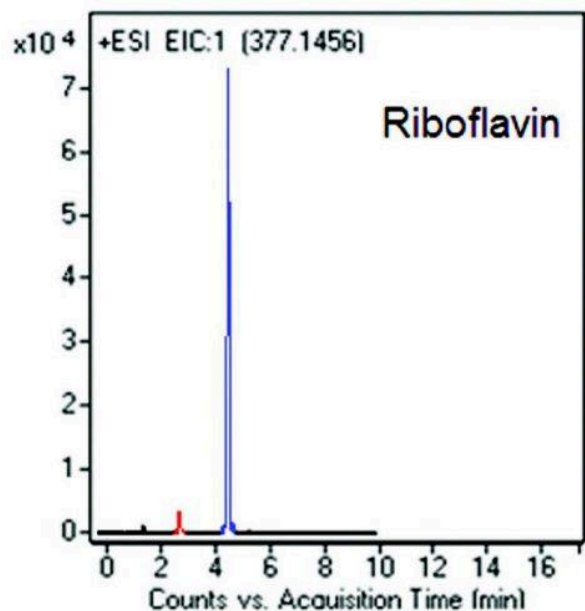


## Hydrophilic Vitamins Analyzed with LCMS - AppNote

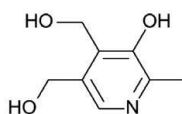
### Different Mobile Phase for LCMS from a UV Method was Needed

Hydrophilic Vitamin analyses were developed using UV detection. However, when the same Method and Mobile Phase was tried with MS Detection, the Peak intensities were very low and Peak Shape for Pyridoxine was not acceptable (*see Red Peaks in Figures below*).

The Mobile Phase was changed and did not include Ammonium Formate since Positive Mode of Ionization was used with the MS. The Peaks (*see Blue Peaks in Figures*), were much more Symmetrical, well Separated from each other and Peak intensities were much higher. pH should always be considered when transferring methods from UV to LCMS.



Riboflavin



Pyridoxine

### Peaks:

Riboflavin 377.1456 m/z [M+H]<sup>+</sup>

Pyridoxine 170.0812 m/z [M+H]<sup>+</sup>

### Method Conditions

**Column:** Cogent Diamond Hydride™, 4μm, 100Å

**Catalog No.:** [70000-15P-2](#)

**Dimensions:** 2.1 x 150mm

**Mobile Phases:**

### For Red Peaks

A: DI Water with 10mM Ammonium Formate / 0.05% Formic Acid (pH 3.5)

B: 95:5 Acetonitrile / 10mM Ammonium Formate (w/v pH 6.5)

### For Blue Peaks

A: 50:50 DI Water / 2-Propanol with 0.1% Formic Acid

B: Acetonitrile with 0.1% Formic Acid

### Gradient:

Time (minutes)	%B
0	95
1.5	95
4	30
5	30
6	30
7	95

**Post Time:** 3 minutes

**Injection vol.:** 1µL

**Flow rate:** 0.4mL / minute

**Detection:** ESI – POS - Agilent 6210 MSD TOF Mass Spectrometer

### Samples:

Stock Solution: Riboflavin 5mg / L and Pyridoxine 100mg / L in 50:50 Solvent A / Solvent B. The solution was filtered through a 0.45µm Syringe Filter (MicroSolv Tech Corp.).

Samples for Injection were diluted 1:100 with 50:50 Solvent A:B mixture.

**t<sub>0</sub>:** 0.9 minutes

**Note:** Riboflavin and Pyridoxine are two types of B Vitamins and are shown in two different Chromatograms above. These compounds are hydrophilic and hence may be difficult to retain by conventional Reversed Phase Methods.



### Attachment

**No 244 Hydrophilic Vitamins Analyzed with LCMS pdf** 0.4 Mb [Download File](#)

Printed from the Chrom Resource Center

Copyright 2025, All Rights Apply

**MicroSolv Technology Corporation**

9158 Industrial Blvd. NE, Leland, NC 28451

Tel: (732) 380-8900

Fax: (910) 769-9435

Email: [customers@mtc-usa.com](mailto:customers@mtc-usa.com)

Website: [www.mtc-usa.com](http://www.mtc-usa.com)