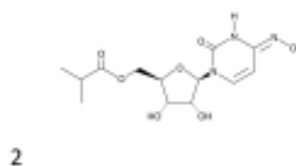
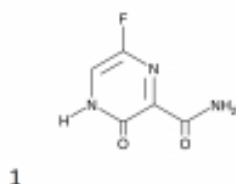
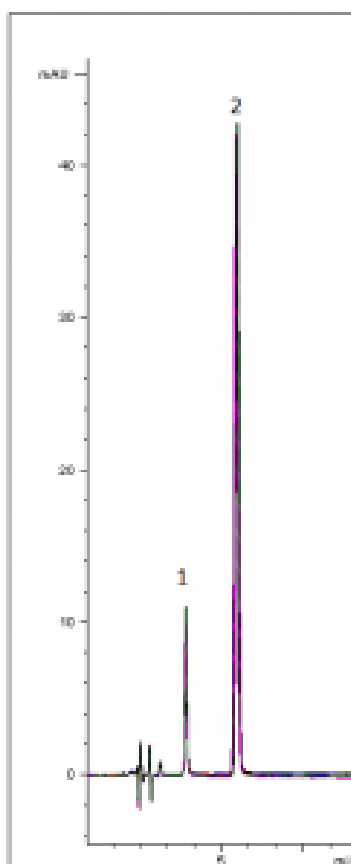


Molnupiravir and Favipiravir Analyzed with HPLC - AppNote

Oral Anti-Viral Medications - Easy Reversed Phase Method

Molnupiravir and Favipiravir, new anti-viral drugs were analyzed by HPLC using a simple Mobile Phase. As shown in the 10 injection overlay in the chromatogram below, the Separation, Peak Shapes and Repeatability are very good ($\%RSD \leq 0.2$).



Peaks:

1. Favipiravir
2. Molnupiravir

Method Conditions:

Column: Cogent RP C18™, 5μm, 100Å

Catalog No.: [68518-15P](#)

Dimensions: 4.6 x 150mm

Mobile Phase: (75:25) DI Water / Acetonitrile with 0.1% Formic Acid

Injection Volume: 1µL

Flow Rate: 1.0mL / minute

Detection: UV @ 254nm

Sample Preparation: Molnupiravir and Favipiravir are dissolved at a concentration of 0.5mg / mL in (50:50) DI Water / Acetonitrile

Note: Molnupiravir is an oral antiviral drug that was developed for the treatment of influenza. It is a prodrug of the synthetic nucleoside derivative N4-hydroxycytidine, and exerts its antiviral action through introduction of copying errors during viral RNA replication. Favipiravir is effective against a wide range of types and subtypes of influenza viruses, including strains resistant to existing anti-influenza drugs. Of note is that favipiravir shows anti-viral activities against other RNA viruses such as arenaviruses, bunyaviruses and filoviruses, all of which are known to cause fatal hemorrhagic fever.



Printed from the Chrom Resource Center

Copyright 2025, All Rights Apply

MicroSolv Technology Corporation

9158 Industrial Blvd. NE, Leland, NC 28451

Tel: (732) 380-8900

Fax: (910) 769-9435

Email: customers@mtc-usa.com

Website: www.mtc-usa.com