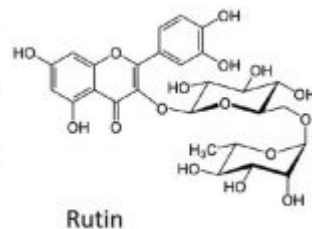
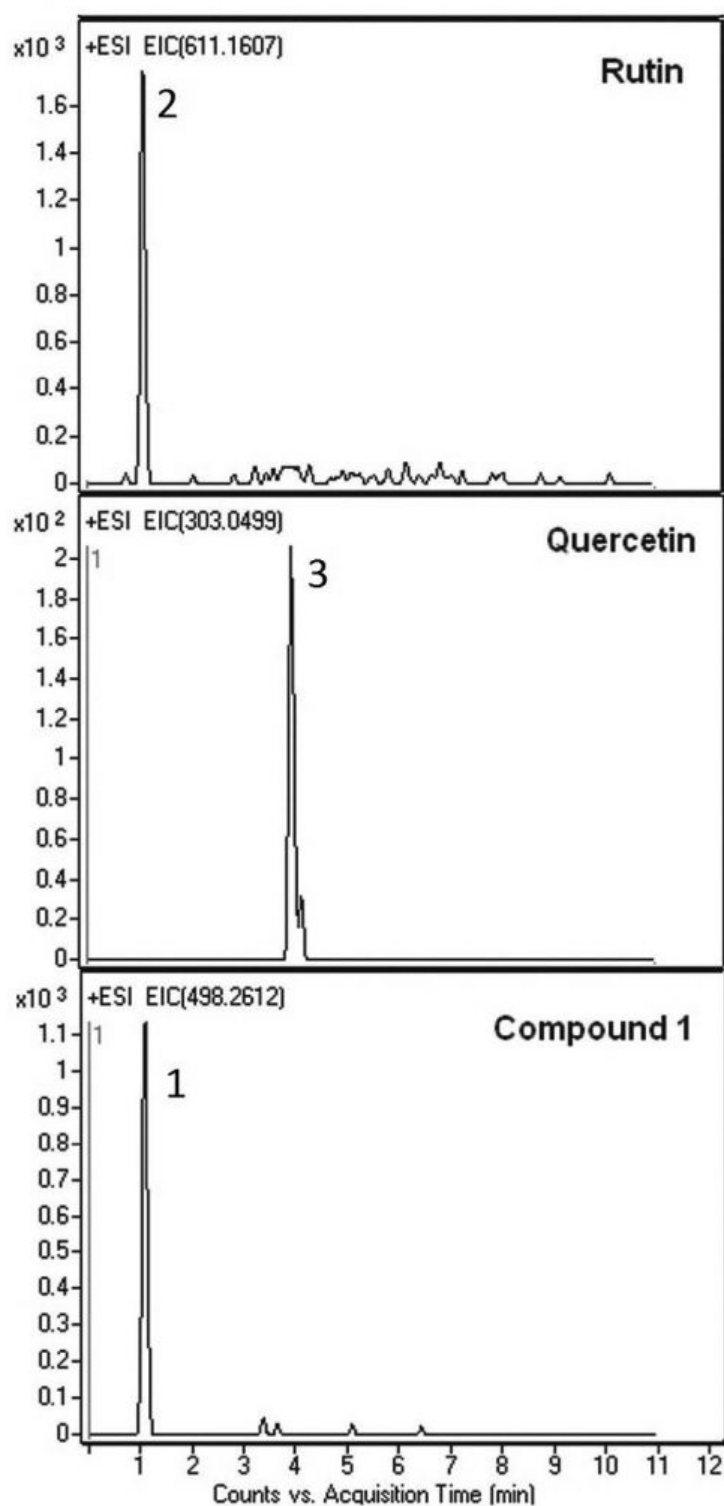


Brazilian Tree Bark Analyzed with LCMS – AppNote

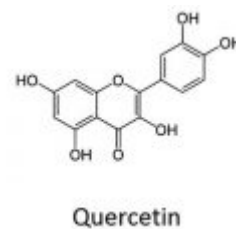
Identification of Quercetin, Rutin, and “Compound 1” in a Brazilian Tree Bark

Over one quarter of natural medicines have been discovered in rainforests, and therefore analytical study of the indigenous flora and fauna is necessary. The Amazonian rainforest in Brazil is the most biodiverse region in the world.

A Brazilian tree bark extract (*Brownea Grandiceps*) is analyzed by LCMS and three beneficial compounds were identified in the Extracted Ion Chromatograms (EIC)s.



Rutin



Quercetin

Peaks:

1. (6-Beta-O-2',3'-Dihydrocinamonyl-12-Hydroxy-(13) 15-en-16,12-Olide-18-Cassaneoic Acid) m/z 498.2612 $[M + H]^+$
2. Rutin m/z 611.1607 $[M + H]^+$
3. Quercetin m/z 303.0499 $[M + H]^+$

Method Conditions

Column: Cogent Diamond Hydride™, 4µm, 100Å

Catalog No.: [70000-15P-2](#)

Dimensions: 2.1 x 150mm

Mobile Phase:

A: DI Water / 0.1% Formic Acid

B: Acetonitrile / 0.1% Formic Acid (v/v)

Gradient:

Time (minutes)	%B
0	80
1	10
5	10
6	80

Post Time: 3 minutes

Injection vol.: 1µL

Flow rate: 0.4mL / minute

Detection: ESI - POS - Agilent 6210 MSD TOF Mass Spectrometer

Sample Preparation: Two pieces of bark were boiled for 5 minutes in DI Water and then filtered with a 0.45µm Nylon Syringe Filter (MicroSolv Tech Corp.).

t₀: 0.9 minutes

Note: Preliminary research suggests that Quercetin may have Antiviral, Anti-Cancer, and Anti-Inflammatory properties. Likewise, Rutin has been reputed to have health benefits as well such as Anti-Oxidant properties, lowered risk of heart attack or stroke, and others.



Attachment

No 320 Brazilian Tree Bark Analyzed with LCMS pdf 0.3 Mb [Download File](#)

Printed from the Chrom Resource Center

MicroSolv Technology Corporation

9158 Industrial Blvd. NE, Leland, NC 28451

tel. (732) 380-8900, fax (910) 769-9435

Email: customers@mtc-usa.com

Website: www.mtc-usa.com

Date: 05-07-2024