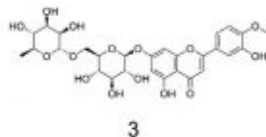
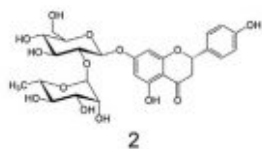
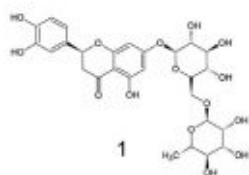
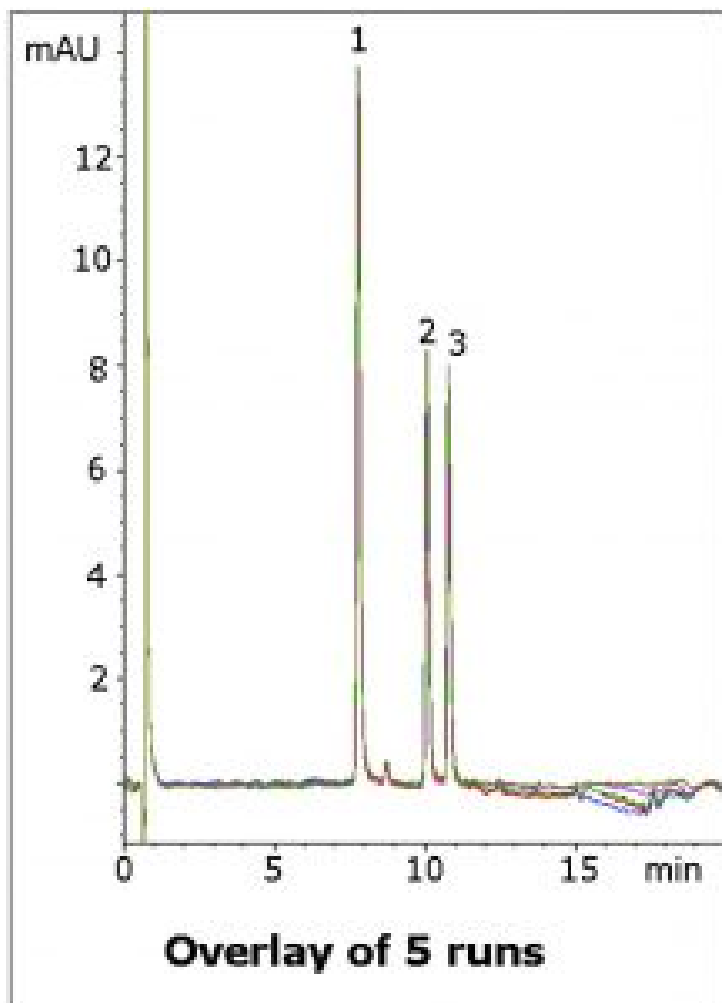


Glycosidic Flavonoids Analyzed with HPLC – AppNote

Separation of Diosmin, Eriocitrin, and Naringin

In this method, three Glycosidic flavonoid standards are separated with good resolution. The Cogent Bidentate C18 2.0™ Column produces high efficiency peaks with reproducible retention (see figure overlay). Separation is also observed for a small impurity peak, eluting between peaks 1 and 2. This separation of standards could be applied to more complex samples such as citrus fruit extracts.



Peaks:

1. Eriocitrin
2. Naringin
3. Diosmin

Method Conditions

Column: Cogent Bidentate C18 2.0™, 2.2µm, 120Å

Catalog No.: 40218-05P-2

Dimensions: 2.1 x 50 mm

Mobile Phase:

A: DI Water / 0.1% Formic Acid (v/v)

B: Acetonitrile / 0.1% Formic Acid (v/v)

Gradient:

Time (minutes)	%B
0-1	10
15	30
16	30
17	10

Post Time: 3 minutes

Injection vol.: 0.2µL

Flow rate: 0.3mL/minute

Detection: UV @ 254 nm

Sample Preparation:

Stock Solutions: 1.0mg/mL Diosmin in DMSO diluent

1.0mg/mL Naringin in 1:1 DMSO : MeOH diluent

1.0mg/mL Eriocitrin in 1:1 DMSO : MeOH diluent.

Mixture: 0.02 mg/mL Diosmin,

0.7 mg/mL Eriocitrin,

0.2 mg/mL Naringin in 1:1 DMSO: MeOH diluent.

Note: Flavonoids are an important class of compounds found in citrus fruits. They have been shown to have anti-inflammatory, anti-allergic, anti-carcinogenic, antihypertensive and antiarthritic activities. Therefore, there is a need for a reliable HPLC method for their separation and quantitation.



Attachment

No 292 Glycosidic Flavonoids pdf 0.4 Mb [Download File](#)

Printed from the Chrom Resource Center
MicroSolv Technology Corporation
9158 Industrial Blvd. NE, Leland, NC 28451
tel. (732) 380-8900, fax (910) 769-9435
Email: customers@mtc-usa.com
Website: www.mtc-usa.com
Date: 07-22-2024