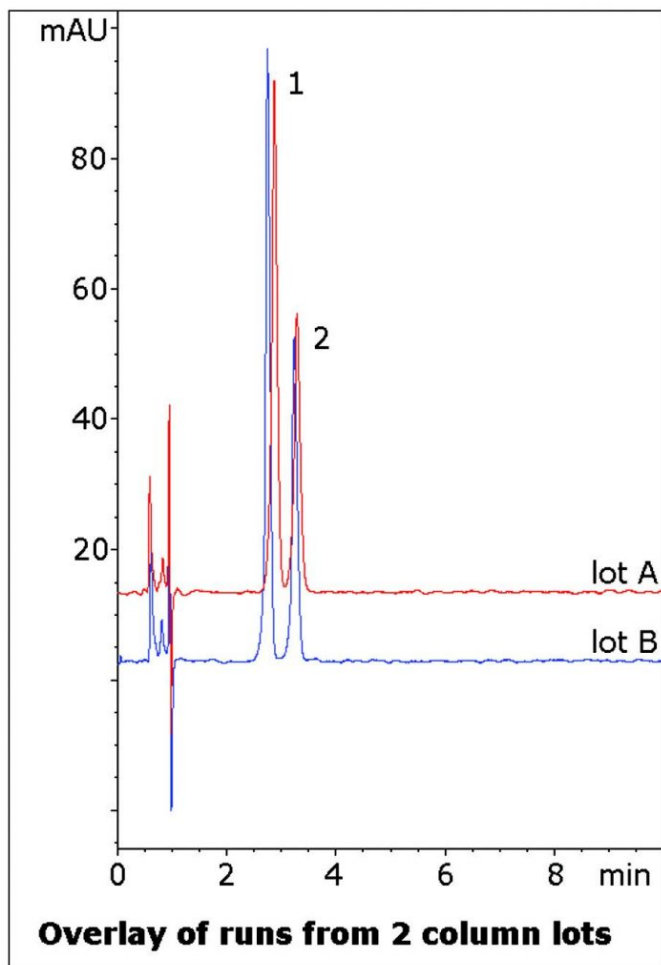


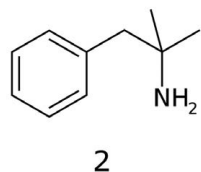
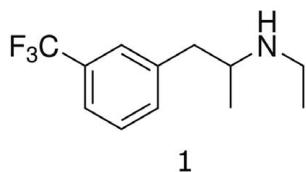
## Fenfluramine & Phentermine Analyzed with HPLC – AppNote

### Assay for Anti-Obesity Combination Capsule & Tablet

This Application Note illustrates Separation of similar compounds in the Phenethylamine class of compounds; Fenfluramine & Phentermine.

These two compounds in particular were once used as APIs in the same formulation. The data shows how these Phenethylamines can be easily Retained and Separated with an Isocratic Mobile Phase that is LCMS compatible and easy to prepare. Data from two lots is shown to illustrate the Reproducibility of the Method.





**Peak:**

1. Fenfluramine
2. Phentermine

**Method Conditions**

**Column:** Cogent Diamond Hydride™, 4 $\mu\text{m}$ , 100Å

**Catalog No.:** 70000-7.5P

**Dimensions:** 4.6 x 75mm

**Mobile Phase:** 25:75 DI Water / Acetonitrile with 0.1% Formic Acid (v/v)

**Injection vol.:** 1 $\mu\text{L}$

**Flow rate:** 1.0mL / minute



**Detection:** UV @ 210nm

**Sample Preparation:** 30mg strength Ionamin® capsule contents were added to a 25mL volumetric flask. A portion of mobile phase diluent was added and the flask was sonicated for 10 minutes. It was then diluted to mark, mixed, and filtered with a 0.45µm Nylon Syringe Filter (MicroSolv Tech Corp.). 20mg strength Pondimin® Tablet was ground and added to another 25mL volumetric flask. A filtrate was obtained in the same manner as with Ionamin®, and the two filtrates were mixed 1:1. Individual extracts were used for peak identity confirmation.

**t<sub>0</sub>:** 0.9 minutes

***Note:** Fenfluramine and Phentermine were once sold as an anti-obesity medication, however, Fenfluramine was shown to produce serious side effects of pulmonary hypertension and heart valve problems. Phentermine does not produce these side effects.*



## Attachment

**No 239 Fenfluramine and Phentermine Analyzed with HPLC pdf** 0.4 Mb [Download File](#)