

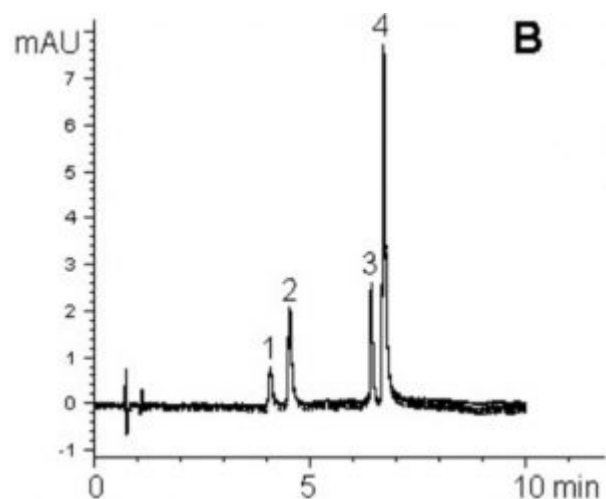
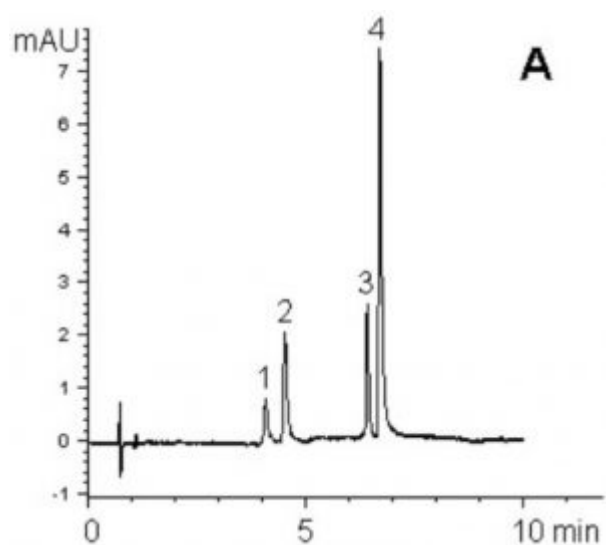
Stability Testing of Tetracycline HCl Capsules – AppNote

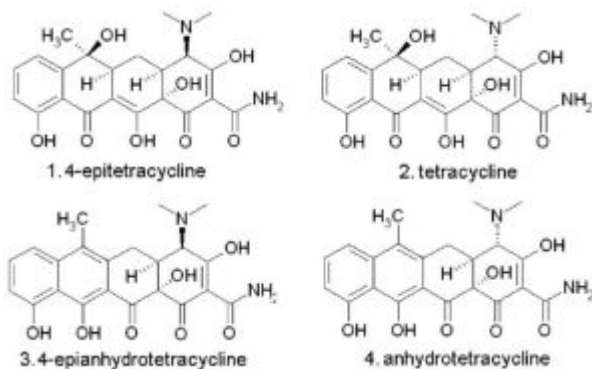
Robust, high-throughput Separation of API from its Degradation Products

Figure A shows the chromatogram obtained from a single injection of the degraded Tetracycline capsule extract. Tetracycline is well-resolved from its three main degradation products, the identities of which were confirmed by individual standards under non-degrading conditions.

Amine-containing analytes such as these often require the use of an ion-pairing agent in the Mobile Phase in order to reduce Peak tailing from Silanolic interactions. However, ion-pairing agents often lead to poor reproducibility and long equilibration times due to slow uptake and release of these agents from the Column. In this Method, ion- pairing agents are not necessary to obtain good Peak shapes.

Figure B shows an overlay of five sequential injections of the degraded Tetracycline solution, illustrating the Robustness of the Method. Retention time %RSDs for all of the analytes were < 0.1%. In addition, the post time was minimal (3 minutes).





Peaks:

1. 4-Epitetracycline
2. Tetracycline
3. 4-Epianhydrotetracycline
4. Anhydrotetracycline

Method Conditions

Column: Cogent Bidentate C18™, 4μm, 100Å

Catalog No.: 40018-75P

Dimensions: 4.6 x 75mm

Mobile Phase:

A: DI Water / 0.1% Formic Acid

B: Acetonitrile/ 0.1% Formic Acid

Gradient:

Time (minutes)	%B
0	10
4	30
6	80
7	10

Post Time: 3 minutes

Flow rate: 1mL / minute

Detection: UV @ 360nm (0-5 minutes) 430nm (5-7 minutes)

Sample Preparation:

Stock Solution: 10mg capsule contents were diluted with 10mL 1.0 HCl and sonicated for 10 minutes. 1mL aliquot was diluted to 20mL with DI Water. Solution was heated at 80°C for 30 minutes.

Working Solution: Stock Solution was then diluted to 100mL with DI Water and filtered through a 0.45μm Nylon Syringe Filter (MicroSolv Technology). Stock solution was diluted 10x using 0.01N HCl diluent before injection.

Notes: Tetracycline is a broad-spectrum antibiotic widely used in both human and veterinary medicine. It is known to degrade primarily by two pathways: Dehydration and Epimerization.

Attachment

No 122 Stability Testing of Tetracycline HCl Capsules pdf 0.3 Mb [Download File](#)

Printed from the Chrom Resource Center

MicroSolv Technology Corporation

9158 Industrial Blvd. NE, Leland, NC 28451

tel. (732) 380-8900, fax (910) 769-9435

Email: customers@mtc-usa.com

Website: www.mtc-usa.com

Date: 05-09-2024