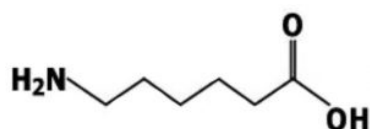
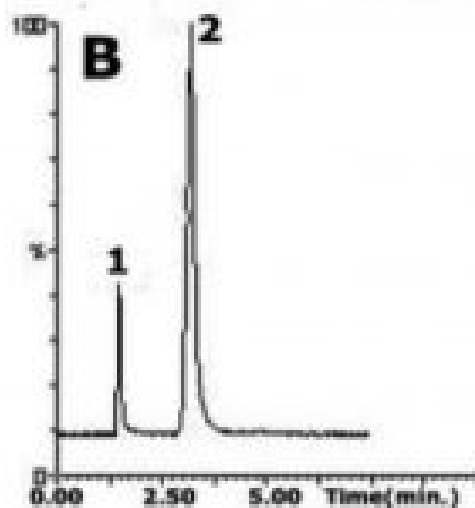
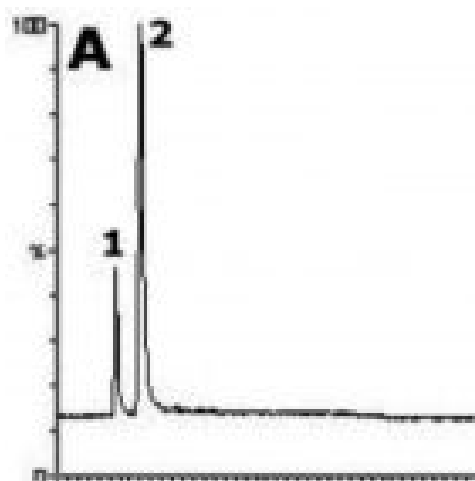


## Retain Highly Polar Compounds with LCMS – AppNote

### Analysis of Amino-Caproic Acid by a Simple LCMS Method

6-Amino-N-Caproic Acid is an active pharmaceutical ingredient used in massive thrombolysis and proteolysis secondary to metastatic carcinoma of the prostate. It is also a potent in vitro inhibitor of fibrinolysis. After oral administration 6-Amino-N-Caproic Acid enhances the uptake of labeled Fibrinogen in both the Walker and Murphy tumors.

The drug is also used in treatment of ulcers and many other diseases. Chromatograms presented (*A and B*) show the retention of this basic molecule using a simple Isocratic LCMS Method. Observe that when the concentration of Acetonitrile increases the retention of 6-Amino-N-Caproic Acid also increases.



**Peaks:**

1. Uracil m/z 112
2. 6-Amino-N-Caproic Acid m/z 132

## Method Conditions

**Column:** Cogent Bidentate C18™, 4μm, 100Å

**Catalog No.:** 40018-75P

**Dimensions:** 4.6 x 75mm

**Mobile Phase:**

A: 30% DI Water / 70% Acetonitrile / 0.1% Formic Acid

B: 20% DI Water / 80% Acetonitrile / 0.1% Formic Acid

**Injection vol.:** 2μL

**Flow rate:** 0.5mL / minute

**Detection:** Mass Spectrometer – Atmospheric Pressure Chemical Ionization in positive mode: APCI+ Single Ion Monitoring

**Note:** Mobile phase with 0.1% Formic Acid can be used in the UV detection of 6-Amino-N-Caproic Acid at 206nm.



## Attachment

**No 31 Retain Highly Polar Compounds with LCMS pdf** 0.1 Mb [Download File](#)