

Mycotoxins Analyzed with LCMS – Extended AppNote

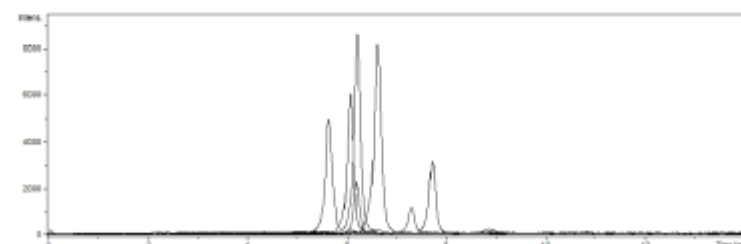
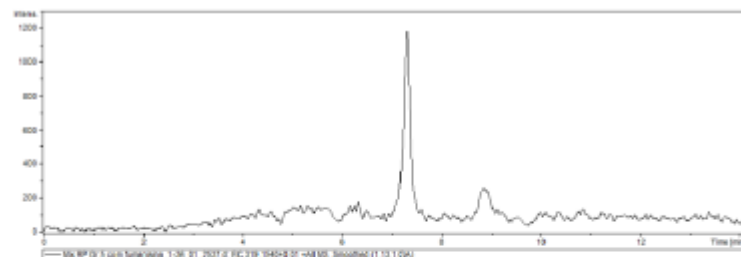

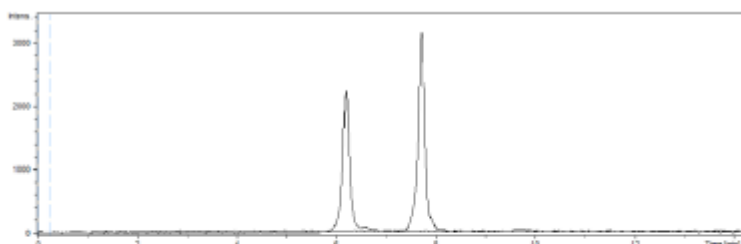
Ochratoxin A, Zearalenone, Patulin, Aflatoxin B1, B2, G1+G, Fumonisin B1

Click [HERE](#) for Column Ordering Information.

The detection of Mycotoxins has been an area of increasing focus in ensuring human health due to their high toxicity even at low concentrations. These chemicals are produced by various species of mold, including *Aspergillus*, *Penicillium*, *Paecilomyces*, and *Fusarium* types. Exposure can come from ingestion of infested food products or, in the case of fungal species found in the home and office, inhalation.

If left unaddressed, the issue of mold-contaminated foodstuffs can produce serious effects for the consumer. Such instances have occurred in places like Kenya and India, where hundreds have died from eating infected crops. The detection of these compounds in food matrices is therefore of critical importance.

In this Extended AppNote, Cogent™ Columns are used to Separate Mycotoxin standards and may be applied to various food matrices encountered in industry.



Printed from the Chrom Resource Center

Copyright 2024, All Rights Apply

MicroSolv Technology Corporation

9158 Industrial Blvd. NE, Leland, NC 28451

tel. (732) 380-8900, fax (910) 769-9435

Email: customers@mtc-usa.com

Website: www.mtc-usa.com



Click on Downloadable pdf below with Full Method Information and Discussion.

Attachment

No 348 Mycotoxins Analyzed with LCMS pdf 0.6 Mb [Download File](#)

Printed from the Chrom Resource Center

Copyright 2024, All Rights Apply

MicroSolv Technology Corporation

9158 Industrial Blvd. NE, Leland, NC 28451

tel. (732) 380-8900, fax (910) 769-9435

Email: customers@mtc-usa.com

Website: www.mtc-usa.com