



Spiked Hesperidin Extract Analyzed with LCMS – AppNote

Eriocotrin, Hesperidin, Naringin, Diosmin

Click [HERE](#) for Column Ordering Information.

In this method, the Hesperidin extract was spiked with three glycosidic flavonoids. The Cogent Phenyl Hydride Column was used to separate the main component of the extract (Hesperidin) and three standards. The MS detection helped to distinguish between the Naringin peak of the standard and a small impurity peak (peak marked "?"). When the Hesperidin extract sample was analyzed, only peaks for Hesperidin and a small peak for Diosmin were detected.

Printed from the Chrom Resource Center

Copyright 2024, All Rights Apply

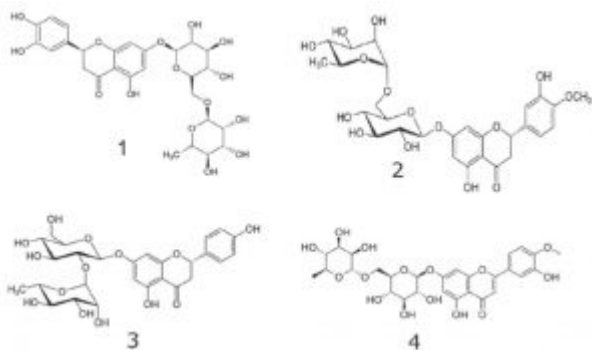
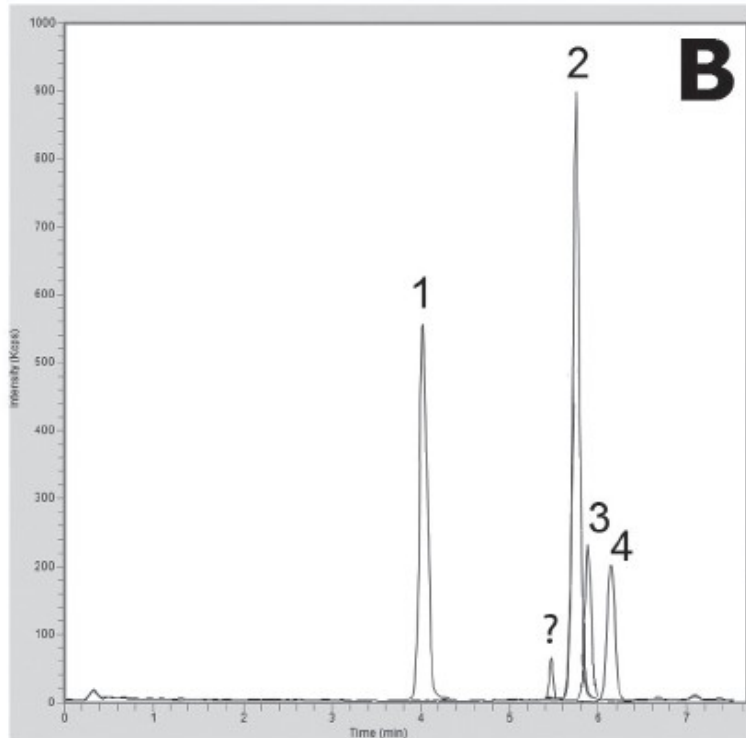
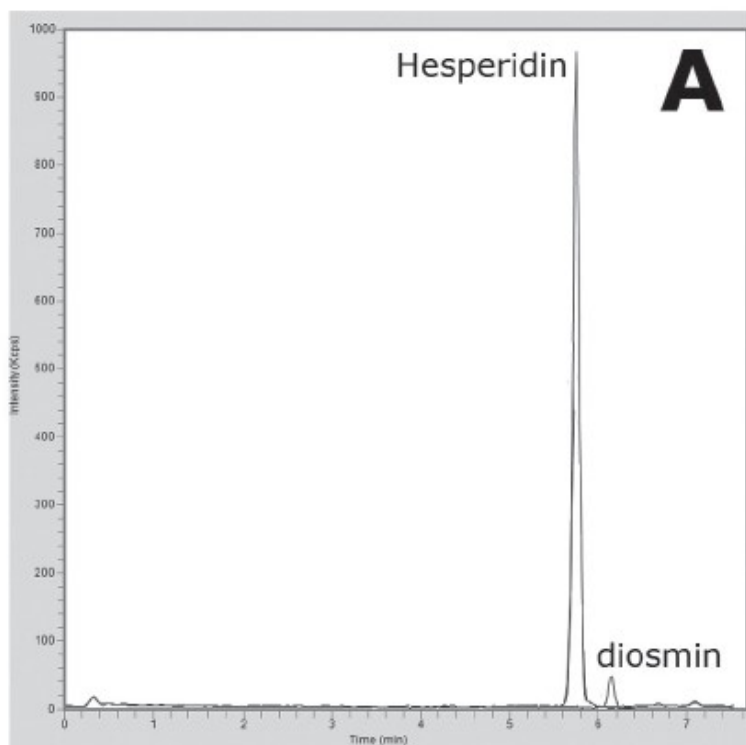
MicroSolv Technology Corporation

9158 Industrial Blvd. NE, Leland, NC 28451

tel. (732) 380-8900, fax (910) 769-9435

Email: customers@mtc-usa.com

Website: www.mtc-usa.com



Printed from the Chrom Resource Center

Copyright 2024, All Rights Apply

MicroSolv Technology Corporation

9158 Industrial Blvd. NE, Leland, NC 28451

tel. (732) 380-8900, fax (910) 769-9435

Email: customers@mtc-usa.com

Website: www.mtc-usa.com

Peaks:

1. Eriocitrin 595.2 [M+H]⁺
2. Hesperidin 541.2 m/z [M+H]⁺
3. Naringin 581.2 m/z [M+H]⁺
4. Diosmin 609.2 m/z [M+H]⁺

Method Conditions

Column: Cogent Phenyl Hydride, 4µm, 1 00Å

Catalog No.: 69020-05P-2

Dimensions: 2.1 x 50 mm

Mobile Phase:

A: DI Water / 0.1% Formic Acid (v/v)

B: Acetonitrile / 0.1% Formic Acid (v/v)

Gradient:

Time (minutes)	%B
0	10
1	10
9	70
10	10

Post Time: 3 minutes

Injection vol.: 1µL

Flow rate: 0.4 mL/minute

Detection: ESI - POS - PerkinElmer, Flexar SQ 300 Mass Spectrometer

Samples:

A: Hesperidin extract (1mg/mL) in DI Water, diluted 1:100 with Solvent B

B: Hesperidin extract (1mg/mL) in DI Water, diluted 1:100 with Solvent B and spiked with 20 ppm of the standards (Eriocitrin, Naringin, Diosmin)

Note: *Flavonoids are phenolic substances isolated from a variety of plants and fruits. They are low molecular weight compounds and in plants they are usually bound to sugar molecules as O-glycosides. Flavonoids are present in foods and beverages of plant origin, such as fruits, vegetables, tea, wine etc. They can be divided into fourteen classes, including flavonols, flavones, anthocyanins, isoflavonoids, and flavanones. They have been shown to have anti-inflammatory, anti-allergic, anti-carcinogenic, antihypertensive and anti-arthritis, and free radical scavenging properties.*



Attachment

Printed from the Chrom Resource Center

Copyright 2024, All Rights Apply

MicroSolv Technology Corporation

9158 Industrial Blvd. NE, Leland, NC 28451

tel. (732) 380-8900, fax (910) 769-9435

Email: customers@mtc-usa.com

Website: www.mtc-usa.com



No 293 Spiked Hesperidin Extract pdf 0.3 Mb [Download File](#)

Printed from the Chrom Resource Center

Copyright 2024, All Rights Apply

MicroSolv Technology Corporation

9158 Industrial Blvd. NE, Leland, NC 28451

tel. (732) 380-8900, fax (910) 769-9435

Email: customers@mtc-usa.com

Website: www.mtc-usa.com