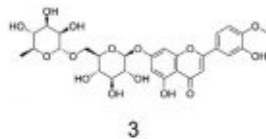
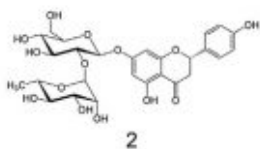
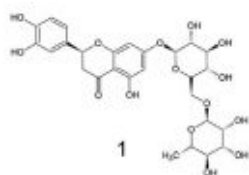
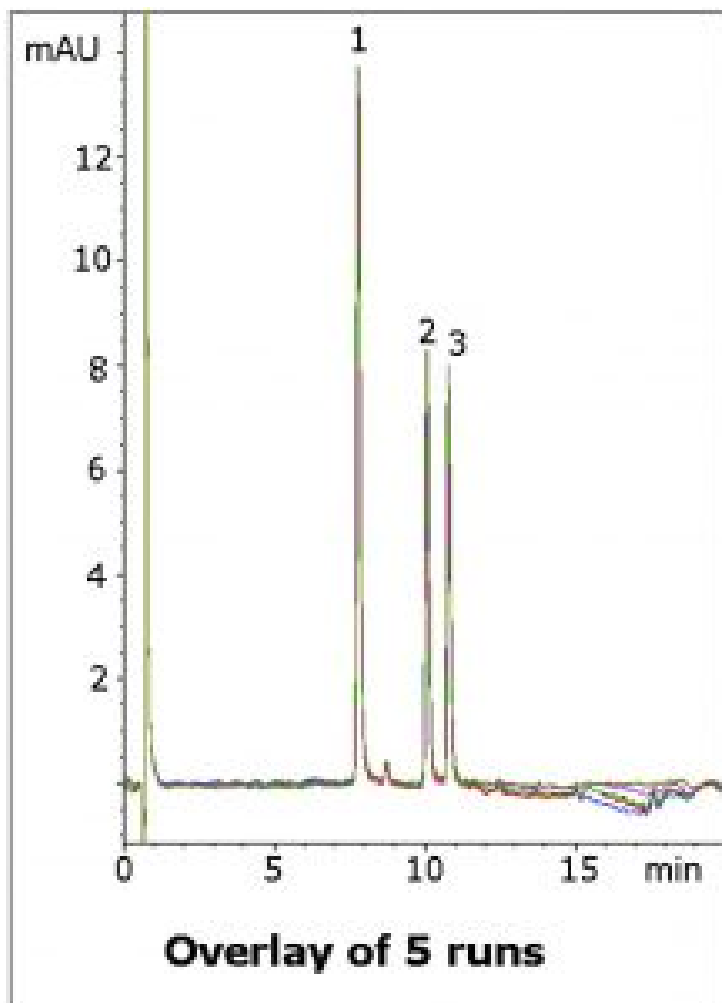


## Glycosidic Flavonoids Analyzed with HPLC – AppNote

### Separation of Diosmin, Eriocitrin, and Naringin

In this method, three Glycosidic flavonoid standards are separated with good resolution. The Cogent Bidentate C18 2.0™ Column produces high efficiency peaks with reproducible retention (see figure overlay). Separation is also observed for a small impurity peak, eluting between peaks 1 and 2. This separation of standards could be applied to more complex samples such as citrus fruit extracts.



Peaks:

1. Eriocitrin
2. Naringin
3. Diosmin

## Method Conditions

**Column:** Cogent Bidentate C18 2.0™, 2.2µm, 120Å

**Catalog No.:** 40218-05P-2

**Dimensions:** 2.1 x 50 mm

**Mobile Phase:**

A: DI Water / 0.1% Formic Acid (v/v)

B: Acetonitrile / 0.1% Formic Acid (v/v)

**Gradient:**

Time (minutes)	%B
0-1	10
15	30
16	30
17	10

**Post Time:** 3 minutes

**Injection vol.:** 0.2µL

**Flow rate:** 0.3mL/minute

**Detection:** UV @ 254 nm

**Sample Preparation:**

**Stock Solutions:** 1.0mg/mL Diosmin in DMSO diluent

1.0mg/mL Naringin in 1:1 DMSO : MeOH diluent

1.0mg/mL Eriocitrin in 1:1 DMSO : MeOH diluent.

**Mixture:** 0.02 mg/mL Diosmin,

0.7 mg/mL Eriocitrin,

0.2 mg/mL Naringin in 1:1 DMSO: MeOH diluent.

**Note:** Flavonoids are an important class of compounds found in citrus fruits. They have been shown to have anti-inflammatory, anti-allergic, anti-carcinogenic, antihypertensive and antiarthritic activities. Therefore, there is a need for a reliable HPLC method for their separation and quantitation.



**Attachment**

**No 292 Glycosidic Flavonoids pdf** 0.4 Mb [Download File](#)

Printed from the Chrom Resource Center

**MicroSolv Technology Corporation**

9158 Industrial Blvd. NE, Leland, NC 28451

tel. (732) 380-8900, fax (910) 769-9435

Email: [customers@mtc-usa.com](mailto:customers@mtc-usa.com)

Website: [www.mtc-usa.com](http://www.mtc-usa.com)

Date: 03-05-2024