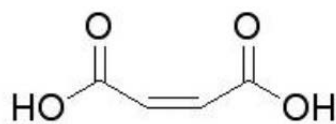
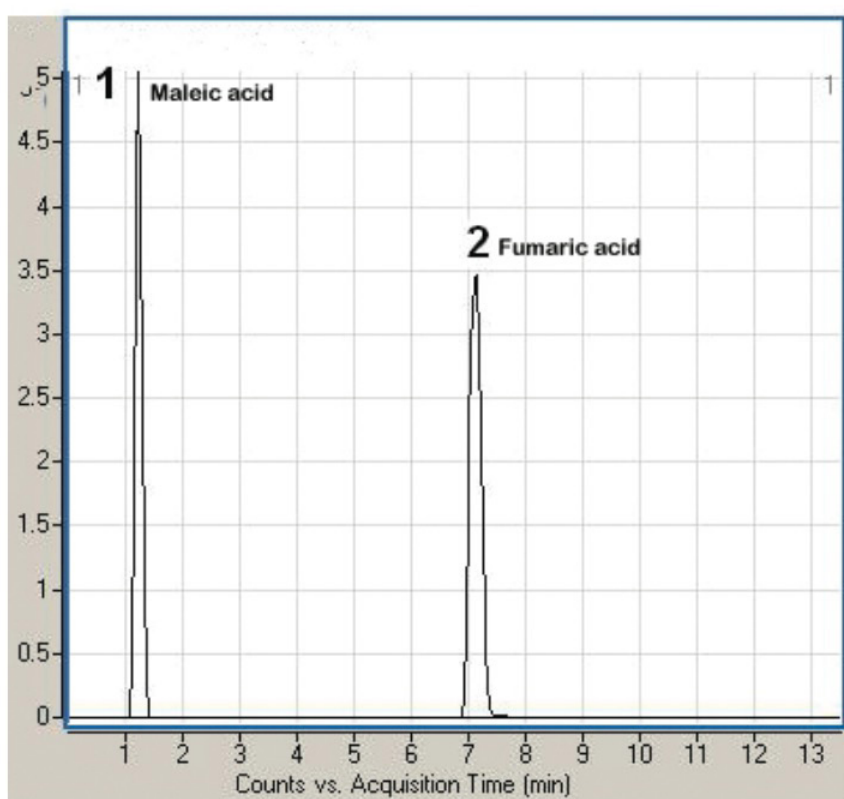


Maleic & Fumaric Acids Analyzed with LCMS - AppNote

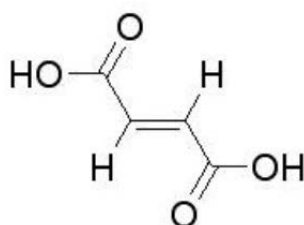
Isobaric Organic Acids Separated and Identified

Low molecular mass, Isobaric Acids were Retained, Separated and Identified in this simple Method. The Separation of the two compounds with identical mass is necessary in order to determine which of the acids is present in the sample matrix by the Mass Spectrometer.

The Method presented was found to be superior to other classical Assays and HPLC Methods, and to be a good choice for the analysis of these compounds.



1. Maleic acid



2. Fumaric acid

Peaks:

1. Maleic Acid 115.0031 m/z (M-H)-

2. Fumaric Acid 115.0031 m/z (M-H)-

Method Conditions

Column: Cogent Diamond Hydride™, 4µm, 100Å

Catalog No.: 70000-15P-2

Dimensions: 2.1 x 150mm

Mobile Phase:

A: DI Water / 0.1% Ammonium Formate

B: 90% Acetonitrile / 10% DI Water / 0.1% Ammonium Formate

Gradient:

Time (minutes)	%B
0	90
3	90
6	70
7	70
7.1	30
8	30
8.1	90
10	90

Flow rate: 0.4mL / minute

Detection: ESI - neg - Agilent 6210 MSD TOF Mass spectrometer

Sample Preparation: Sample mixture was prepared in 50:50 DI Water / Acetonitrile

Notes: Fumaric and Maleic Acids are impurities found in Tartaric and Malic Acids and their amounts are officially limited by the FDA.



Attachment

No 59 Maleic & Fumaric Acids Analyzed with LCMS pdf 0.2 Mb [Download File](#)

Printed from the Chrom Resource Center

MicroSolv Technology Corporation

9158 Industrial Blvd. NE, Leland, NC 28451

tel. (732) 380-8900, fax (910) 769-9435

Email: customers@mtc-usa.com

Website: www.mtc-usa.com

Date: 05-05-2024