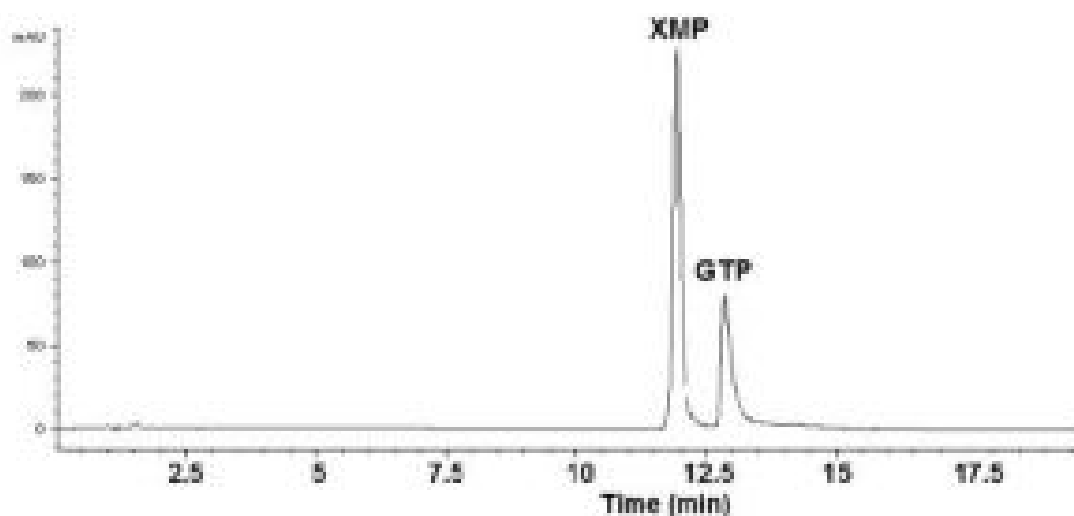


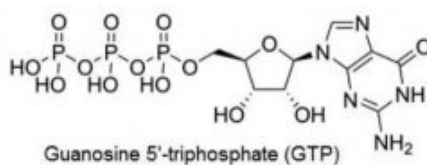
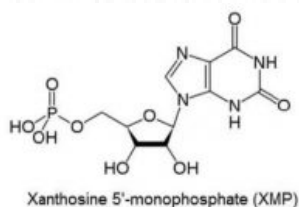
Purine Nucleotides Analyzed with HPLC- AppNote

Separation of Xanthosine -5'-Monophosphate and Guanosine -5'-Triphosphate

This Method achieves the separation of Nucleotides XMP from GTP. The analysis of these polar compounds is achieved at high concentration of an organic Solvent as part of the Mobile Phase which provides increased Sensitivity. Retention times were very Reproducible with %RSD approximately 0.4, even when Red Blood Cell extracts were injected in between the standard samples.



Chromatogram presented is adapted from reference [1].



Peaks:

1. XMP: Xanthosine -5'-Monophosphate
2. GTP: Guanosine -5'-Triphosphate

Method Conditions

Column: Cogent Diamond Hydride™, 4μm, 100Å

Catalog No.: 70000-15P-2

Dimensions: 2.1 x 150mm

Mobile Phase:

A: DI Water + 0.1% Ammonium Formate

B: 90% Acetonitrile / 10% DI Water / 0.1% Ammonium Formate

Gradient:

Time (minutes)	%B
0	95

0.5	95
10	75
15	30
20	30
20.1	95

Temperature: 25°C

Post Time: 5 minutes

Injection vol.: 1µL

Flow rate: 0.4mL / minute

Detection: UV Diode Array

Notes: Among the most important purine nucleotides, XMP and GTP are often analyzed from the lymphocytes of healthy people and HIV-1 seropositive patients at different stages of the disease (ARC-AIDS). Several differences in metabolism of Purine Nucleotides in the lymphocytes of the AIDS patients, were observed [2]. XMP does not normally appear in free nucleotide cell extracts, however it is the product of the important cell differentiation Enzyme IMP Dehydrogenase in Ribavirin Therapies.

[1]. "Aqueous normal phase retention of nucleotides on silica hydride- based columns: Method development strategies for analytes relevant in clinical analysis", M.T. Matyska, J.J. Pesek, J. Duley, M. Zamzami, S.M. Fisher, J. Sep. Sci. (2010/, 33, 930-938.

[2]. "Analysis of purine nucleotides in lymphocytes from healthy subjects and AIDS patients", A Tabucchi, F Carlucci, E Ramazzotti, MC Re, F Marinello, M Rubino, R Pagani , Biomedecine & Pharmacotherapy, Volume 46, Issue 1, 1992, Pages 25-29.



Attachment

No 113 Purine Nucleotides Analyzed with HPLC pdf 0.2 Mb [Download File](#)

Printed from the Chrom Resource Center

MicroSolv Technology Corporation

9158 Industrial Blvd. NE, Leland, NC 28451

tel. (732) 380-8900, fax (910) 769-9435

Email: customers@mtc-usa.com

Website: www.mtc-usa.com

Date: 04-05-2024