

## Gabapentin Drug Product Analysis by LCMS – AppNote

### Isocratic Retention with LCMS

Gabapentin was retained successfully with a very symmetrical peak. Two different Mobile Phases were used and the advantage of the Mobile Phase used in *Figure A* is shown to be that Isopropanol present in the solvent A helps clean the Column which can be useful if biological samples containing lipids are used. Good retention of the drug was also achieved when solvent A was DI Water with 0.1% Formic Acid – *Figure B and C*.

Printed from the Chrom Resource Center

Copyright 2024, All Rights Apply

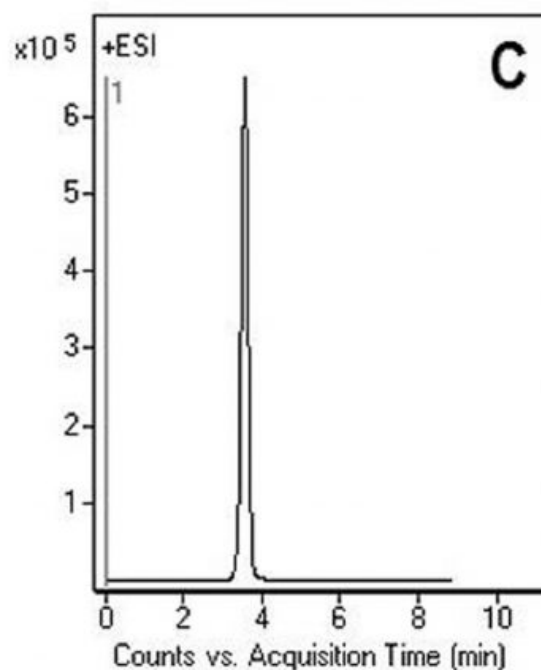
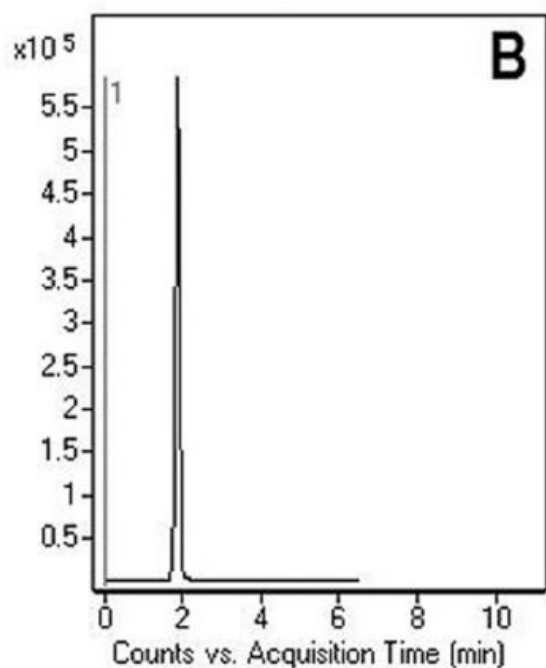
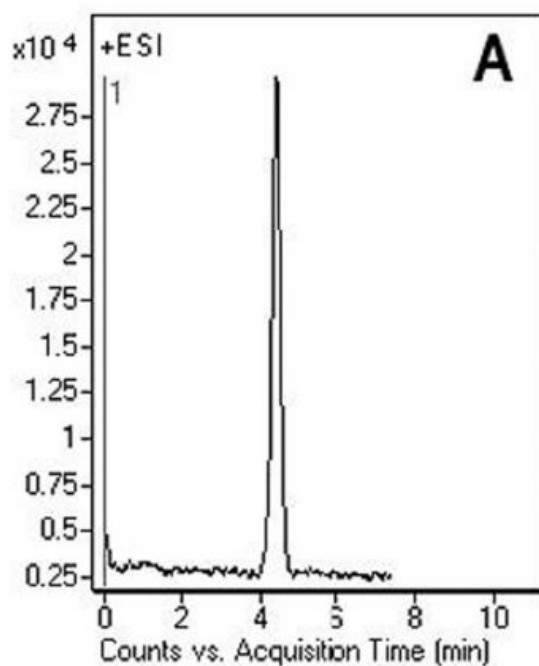
**MicroSolv Technology Corporation**

9158 Industrial Blvd. NE, Leland, NC 28451

tel. (732) 380-8900, fax (910) 769-9435

Email: [customers@mtc-usa.com](mailto:customers@mtc-usa.com)

Website: [www.mtc-usa.com](http://www.mtc-usa.com)



Printed from the Chrom Resource Center

Copyright 2024, All Rights Apply

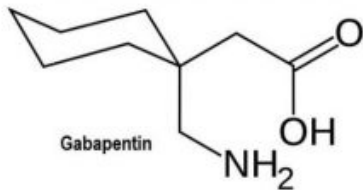
**MicroSolv Technology Corporation**

9158 Industrial Blvd. NE, Leland, NC 28451

tel. (732) 380-8900, fax (910) 769-9435

Email: [customers@mtc-usa.com](mailto:customers@mtc-usa.com)

Website: [www.mtc-usa.com](http://www.mtc-usa.com)



## Peak:

Gabapentin 172 m/z (M+H)<sup>+</sup>

## Method Conditions

**Column:** Cogent Diamond Hydride™, 4µm, 100Å

**Catalog No.:** 70000-05P-2

**Dimensions:** 2.1 x 50mm

### Mobile Phase:

*Figure A:*

A: 50% Isopropanol / 50% DI Water/ 0.1% Formic Acid

B: 97% Acetonitrile / 3% DI Water / 0.1% Formic Acid

*Figure B & C:*

A: DI Water + 0.1% Formic Acid

B: 97% Acetonitrile / 3% DI Water / 0.1% Formic Acid

**Post Time:** 5 minutes

**Total Time:** 12 minutes

**Flow rate:** 0.4mL / minute

**Detection:** ESI — POS - Agilent 6210 MSD TOF Mass Spectrometer

**Injection vol.:** 1µL

**Sample Preparation:** Contents of 20 capsules were ground into a fine powder using a glass mortar and pestle. A portion equivalent to 100mg of Gabapentin was transferred into 100mL volume flask and sonicated for 15 minutes with 40mL of the 50% Solvent A and 50% Solvent B followed by 15 minutes on a shaker at 100 rpm. The flask was adjusted to volume and mixed well. The solution was filtered using a 0.45µm Nylon Syringe Filter. 20µL of the filtered solution was added to 1mL of 50% Solvent A and 50% Solvent B mixture.

**Note:** Gabapentin is a Gamma-Aminobutyric Acid analog used for treatment of seizures in adults and children. It is structurally related to Neurotransmitter Gamma-Aminobutyric Acid (GABA). It freely crosses the blood-brain barrier and has been shown to increase GABA levels in the brain. Various analytical methods for therapeutic monitoring of Gabapentin in plasma or serum are described in the literature (GC, CE, HPLC), however all of these methods involve an extraction and derivatization step. It is well known that derivatization has drawbacks which include: the possibility of incomplete derivatization, additional interfering products, increased Method complexity, increased costs (additional reagents and increased preparation time). Gabapentin marketed as Neurontin™ has been approved for sale as a generic product.

Email: customers@mtc-usa.com

Website: www.mtc-usa.com

**Attachment**

**No 121 Gabapentin Drug Product Analysis by LCMS pdf** 0.2 Mb [Download File](#)

Printed from the Chrom Resource Center

Copyright 2024, All Rights Apply

**MicroSolv Technology Corporation**

9158 Industrial Blvd. NE, Leland, NC 28451

tel. (732) 380-8900, fax (910) 769-9435

Email: [customers@mtc-usa.com](mailto:customers@mtc-usa.com)

Website: [www.mtc-usa.com](http://www.mtc-usa.com)