

Guidelines for packing in the PEEK column hardware – Tips & Suggestions

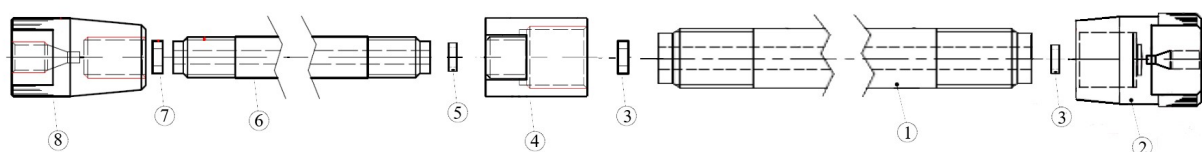
We do not offer any specific SOP for packing columns in PEEK or stainless steel column hardware as every packing material or phase is different and needs to be treated and packed differently. This is outside the scope of our expertise and for a packing SOP, you should contact the supplier of your packing material for suggestions and/or methodology.

Below are guidelines to follow and diagrams for reference when using the MicroSolv PEEK hardware to help you develop your packing method.

Guidelines for PEEK HPLC Column Using the Column Packing Features

1. Close the column to be packed on one end making sure to *include frit*.
2. Connect the column with the open end to one end of the slurry reservoir. Make sure to use the appropriate sealing rings, **do not use frits**.
3. Place the column-reservoir assembly vertically with the open end of the slurry reservoir open and upwards.
4. Fill the assembly with the silica-slurry, close the top of the slurry reservoir quickly by connecting the open end of column to it. (*Use appropriate sealing rings, **not frits**, connected to slurry reservoir*)
5. Quickly invert column assembly so the closed column end (*with frit*) is at the highest point and start immediately packing the column.
6. Please note to not exceed 300 bars. This recommendation applies to 2.1 mm, 4.6 mm, and 7.5 mm ID PEEK column hardware.

Packing reservoir and PEEK column hardware sketch for 2.1 mm ID columns.

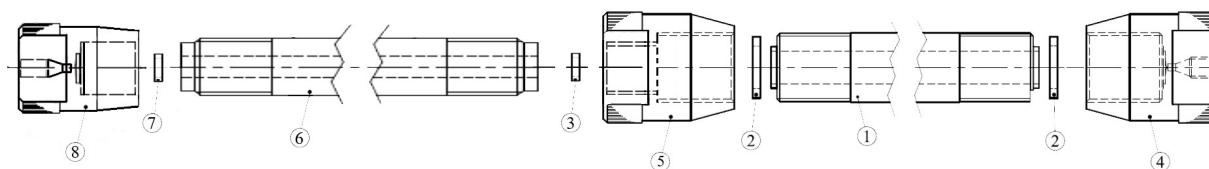


The list of components is as follows:

1. 4.6 mm ID slurry reservoir
2. Endfitting for 4.6 mm column
3. PEEK sealing ring 0.25 inch OD
4. Adapter 4.6 mm reservoir to 2.1 mm column
5. ETFE sealing ring
6. Column body, PEEK, 2.1 mm ID to be packed
7. PEEK, Frit, 2 μ m

8. Endfitting for 2.1 mm column

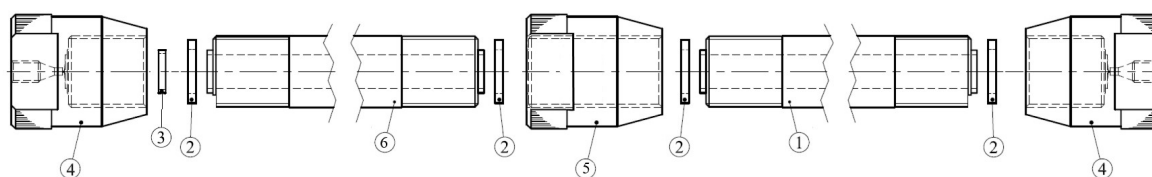
Packing reservoir and PEEK column hardware for 4.6 mm ID columns.



The list of components for 4.6 mm columns is as follows:

1. 7.5 mm ID slurry reservoir
2. PEEK sealing ring / frit spacer
3. PEEK sealing ring 0.25 inch OD
4. Endfitting for 7.5 mm ID column
5. Adapter 7.5 mm reservoir to 4.6 mm column
6. Column body, PEEK, 4.6 mm ID to be packed
7. PEEK Frit, 2 µm
8. Endfitting for 4.6 mm column

Packing reservoir and PEEK column hardware for 7.5 mm ID columns.



The list of components for the 7.5 mm column is as follows:

1. 7.5 mm ID slurry reservoir
2. PEEK sealing ring / frit spacer
3. PEEK Frit, 5 µm
4. Endfitting for 7.5 mm ID column
5. Adapter 7.5 mm reservoir to 7.5 mm column
6. Column body, PEEK, to be packed



Printed from the Chrom Resource Center

MicroSolv Technology Corporation

9158 Industrial Blvd. NE, Leland, NC 28451

tel. (732) 380-8900, fax (910) 769-9435

Email: customers@mtc-usa.com

Website: www.mtc-usa.com

Date: 05-19-2024