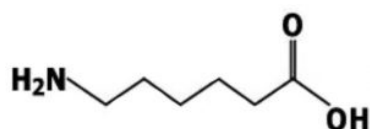
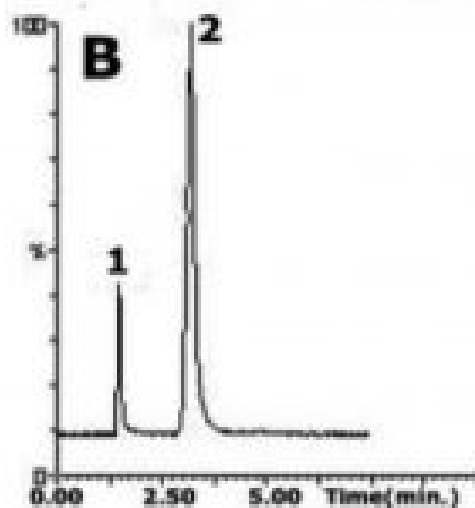
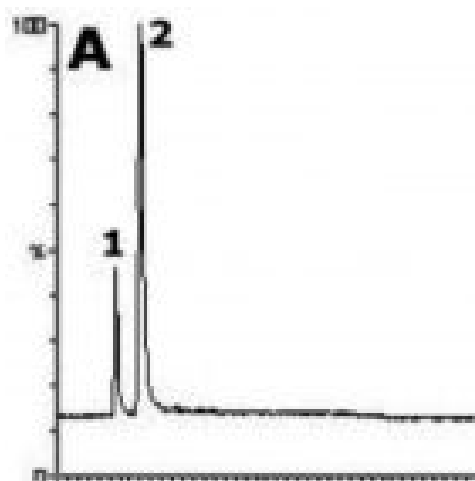


Retain Highly Polar Compounds with LCMS – AppNote

Analysis of Amino-Caproic Acid by a Simple LCMS Method

6-Amino-N-Caproic Acid is an active pharmaceutical ingredient used in massive thrombolysis and proteolysis secondary to metastatic carcinoma of the prostate. It is also a potent in vitro inhibitor of fibrinolysis. After oral administration 6-Amino-N-Caproic Acid enhances the uptake of labeled Fibrinogen in both the Walker and Murphy tumors.

The drug is also used in treatment of ulcers and many other diseases. Chromatograms presented (*A and B*) show the retention of this basic molecule using a simple Isocratic LCMS Method. Observe that when the concentration of Acetonitrile increases the retention of 6-Amino-N-Caproic Acid also increases.



Peaks:

1. Uracil m/z 112
2. 6-Amino-N-Caproic Acid m/z 132

Method Conditions

Column: Cogent Bidentate C18™, 4µm, 100Å

Catalog No.: 40018-75P

Dimensions: 4.6 x 75mm

Mobile Phase:

A: 30% DI Water / 70% Acetonitrile / 0.1% Formic Acid

B: 20% DI Water / 80% Acetonitrile / 0.1% Formic Acid

Injection vol.: 2µL

Flow rate: 0.5mL / minute

Detection: Mass Spectrometer – Atmospheric Pressure Chemical Ionization in positive mode: APCI+ Single Ion Monitoring

Note: Mobile phase with 0.1% Formic Acid can be used in the UV detection of 6-Amino-N-Caproic Acid at 206nm.



Attachment

No 31 Retain Highly Polar Compounds with LCMS pdf 0.1 Mb [Download File](#)

Printed from the Chrom Resource Center

MicroSolv Technology Corporation

9158 Industrial Blvd. NE, Leland, NC 28451

tel. (732) 380-8900, fax (910) 769-9435

Email: customers@mtc-usa.com

Website: www.mtc-usa.com

Date: 05-05-2024